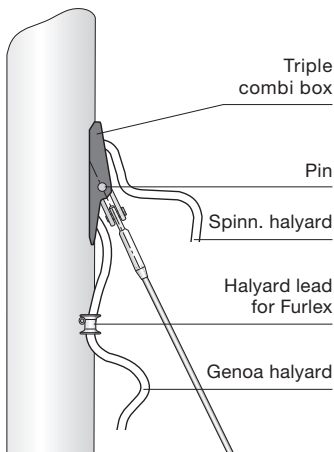


Forestay fittings and halyard routing

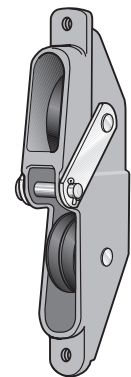
Cutter stay on masthead rigs

On fractional rigs the forestay fitting is either fitted directly on to the mast or combined with the halyard box (Seldén combi boxes). The forestay is often attached to the fitting with a toggle.

The stainless strap of the combi box wraps around the whole box and serves as a reinforcement that takes up the loads from the forestay. It also locks the sheave axles in the right position. The combi box penetrates deep inside the mast, allowing the spinnaker halyard to run freely past the genoa halyard. This solution substantially increases the durability and service life of the halyards. See illustration on page 21.



Art. No. 505-067-10.



Art. No. 505-018-03.

Combi box

Separate genoa box

Wire dia. mm	Combi box Art. No.	Max rope dia. mm	Genoa box single Art. No.	Genoa box double Art. No.	Max dia., mm rope/wire, (only rope)
6	505-052-01	16	505-067-10	505-053-01	10/5
7	505-052-02	16	R190, R213: 505-040-10		(12)
8	505-052-03*	16	505-037-01	505-059-01	14/7
10	505-058-01	20	505-041-01		(16)

* Bushing for clevis pin, Art. No. 306-577 (in case you drop it).

Triple combi boxes

Wire dia. mm	Triple combi box Art. No.	Characteristics	Max spinnaker halyard dia., mm	Max genoa halyard dia., mm rope/wire (only rope)	Furlex halyard lead Art. No.	Furlex halyard box, single Art. No.	Furlex halyard box, double Art. No.	Max. dia., mm rope/wire (only/rope)
4	505-011-01	1 x spinnaker halyard	12	10/4	508-159-01	505-004-10	-	10/4
5		1 genoa halyard		(12)				(12)



*Combi box Art. No. 505-052-01
combined with double genoa box
Art. No. 505-053-01.*

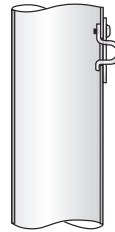
Screw
O-22/-35: 155-615
O-50: 155-621

Washer (PA)
O-22/-35: 164-002
O-50: 164-001

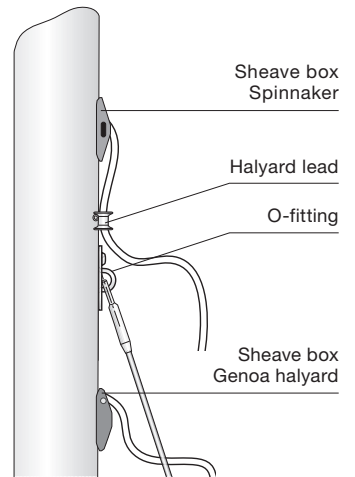


Loop
O-22: 508-098
O-35: 508-099
O-50: 517-912

530-361



O-fitting.

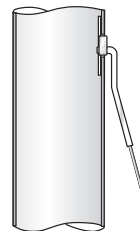


O-fittings

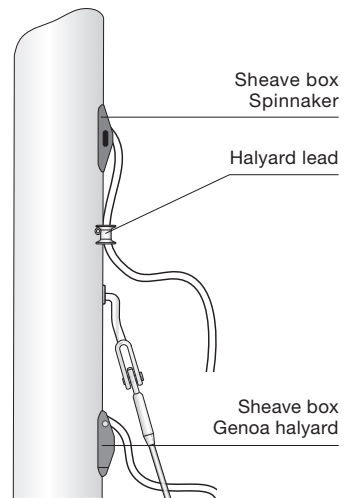
Wire dia. mm	Fitting	Art. No.	Limits	To be combined with...					
				Genoa box single	Genoa box double	Spinnaker box single	Spinnaker box double	Single halyard lead	Double halyard lead
4 5	O-22	517-904-01	Max F212, C245 R232, R260, R290	505-004-10	505-053-01	505-004-10	505-053-01	508-159-01	2 x 508-159-01
6	O-35	517-905-01							
7	O-50	517-911-01	Max F212, C264 Not E274, R232, R260, R290	505-037-01	505-059-01	505-012-01	505-059-01	508-120-01 or 508-734-01*	
8	O-50	517-911-01				Max C227			

* Intended only for rope (not rope/wire).


For more information about halyard leads, see page 26.



T-terminal.



Backing plate for T-terminal

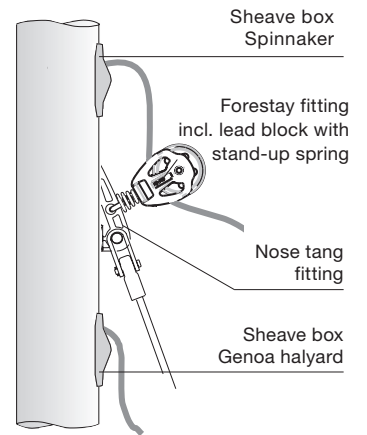
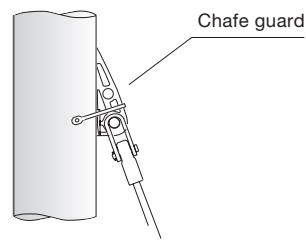


Note. Never put a forestay fitting or a halyard box in the tapered area. Applies to masts with E-sections where the weld for the taper is on the forward side of the mast.

Wire dia. mm	Art. No.	To be combined with...					
		Genoa box single	Genoa box double	Spinnaker box single	Spinnaker box double	Single halyard lead	Double halyard lead
3	507-553-01*	505-004-10	505-053-01	505-040-10	505-053-01	508-159-01	2 x 508-159-01
4	507-551-01*						
5	507-552-01*	505-006-10	505-053-01	505-006-10	505-053-01	508-159-01	2 x 508-159-01
6	507-560-01*						
6/E274	507-600-01	505-006-10	505-053-01	505-006-10	505-053-01	508-159-01	2 x 508-159-01
6/R-sections	507-560-02*						
7	507-561-01*	505-006-10	505-053-01	505-012-10	505-053-01	508-159-01	508-120-01 or 508-734-01**
7/E274	507-601-01						
7/R-sections	507-561-02*	505-006-10	505-053-01	505-012-10	505-053-01	508-159-01	508-120-01 or 508-734-01**
8	507-562-01*						
8/E274	507-582-01	505-037-01	505-059-01	505-059-01	505-059-01	508-159-01	508-120-01 or 508-734-01**
8/R-sections	507-562-02*						

* Min F176

** Intended only for rope (not rope/wire).



Nose tang with chafe guard. To be used where the halyard is led above the nose tang. On fractional rigs with a single box for the spinnaker halyard, a good solution is to have its lead block attached to the forestay fitting. Seldén offers complete kits with forestay fitting, including the appropriate lead block. Seldén also offers sheave box kits complete with fasteners.

Nose tang fittings, incl. toggle

Wire dia. mm	Description	Art. No.	Toggle length mm	To be combined with...						
				Spring for spinnaker block	Genoa box single	Genoa box double	Spinnaker box single	Spinnaker box double	Single halyard lead	Double halyard lead
6	Nose tang fitting/toggle	517-923-03	40	308-074	505-067-10	505-053-01	505-067-10	505-053-01	508-159-01 or 508-847-01	2x 508-159-01 or 508-734-01*
	Nose tang fitting/toggle/chafe guard	517-923-07								
	Nose tang fitting/toggle/lead block	517-923-01								
7	Nose tang fitting/toggle	517-923-04								
	Nose tang fitting/toggle/chafe guard	517-923-08								
	Nose tang fitting/toggle/lead block	517-923-02								
8	Nose tang fitting/toggle	517-924-03	50		505-037-01	505-059-01	505-012-10	505-059-01		2x 508-128-01 or 508-735-01*
	Nose tang fitting/toggle/chafe guard	517-924-05								
	Nose tang fitting/toggle/lead block	517-924-08								
10	Nose tang fitting/toggle	517-924-04	55		505-041-01			505-059-01	508-128-01 or 508-848-01	
	Nose tang fitting/toggle/chafe guard	517-924-06								
	Nose tang fitting/toggle/lead block	517-924-09								
12	Nose tang fitting/toggle	517-925-02	65	308-037	505-041-01	505-059-01 RM<120 kNm	505-038-01 RM<120 kNm	505-051-01 RM<120 kNm		2x 508-128-01** or 508-839-01
	Nose tang fitting/toggle/chafe guard	517-925-03			505-042-01 RM<160					
	Nose tang fitting/toggle/lead block	517-925-05								
14	Nose tang fitting/toggle	517-915-02	80		505-038-01	505-051-01	505-038-02 RM<160 kNm	505-051-02 RM<160 kNm		
	Nose tang fitting/toggle/chafe guard	517-915-03								
16	Nose tang fitting/toggle	517-932-02		-	508-038-02	505-051-02	505-116-01	505-113-01	-	508-837-01
	Nose tang fitting/toggle/chafe guard	517-932-03								


* Intended only for rope (not rope/wire). ** Only to control genoa halyards.

The routing of halyards is always important, but particularly so on yachts with jib furling and reefing systems.

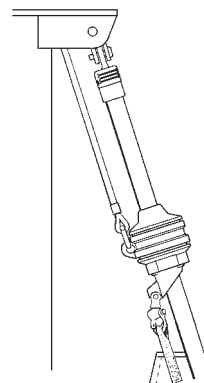
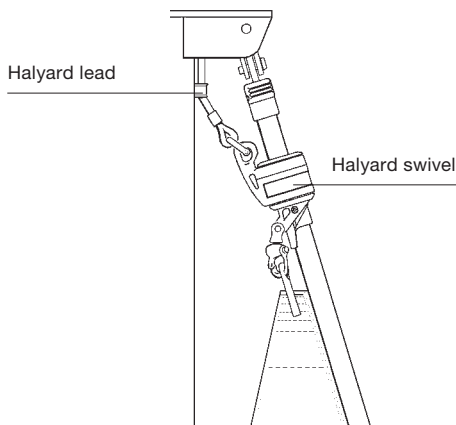
A properly installed halyard box provides optimum halyard routing. Seldén offers a complete range of halyard boxes. You can choose between our range of single- or double halyard boxes shown in the table on the next page. You can also use halyard leads (see below).

Seldén halyard leads are made from chromed bronze, so that the relatively soft bronze will not damage a stainless steel wire halyard. The halyard leads are easily retrofitted to an existing mast.

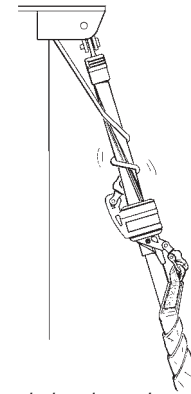
On yachts with furling systems, correct halyard routing ensures that the halyard does not wrap around the fore-stay extrusion when furling the foresail.




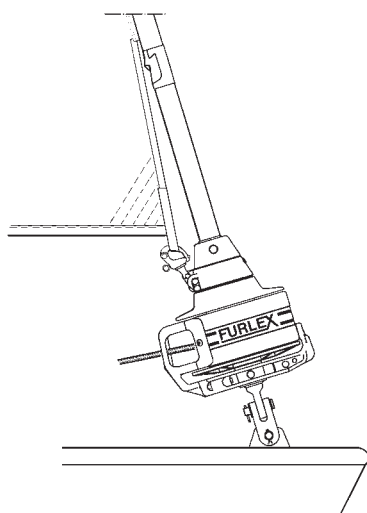
Masthead headbox for C211-C301 and F212-F406. The headbox fitting has a gently rounded lead for a masthead spinnaker and gennaker. The separator is slightly angled at its front end to lead the halyard on to the sheave.



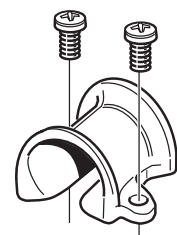
Unproper halyard routing leads to...



... halyard wrap!



The halyard leads can be fitted side by side or moved round the side of the mast if there is a lack of space



The halyard leads come with an insulating sheet and fasteners.

Sheave boxes, slot fittings

Max rope dia., mm	Max Wire/rope dia., mm	Description	Art. No.	Pin safe work load, kN	Width of slot	Remark
8	-	Sheave box 35 x 10 (composite), screw fix	505-061-02	7		
8	-	Sheave box 35 x 10 (composite), rivet fix	505-061-03	7		
12	-	Sheave box 45 x 13 (composite), rivet fix	505-072-01	8		
12	10/4	AL-45 kit	505-004-10	8		Min F176
12	10/4	AL-57 kit	505-040-10	8		Min F176
12	10/5	AL-70 kit	505-006-10	12		Min F176
12	10/5	C70 kit* (composite)	505-067-10	15		Min C156
12	10/5	Double sheave box Ø 70 x 13 (AL, pop rivets)	505-053-01	12		Min F194 Min C156
12	10/5	Double sheave box Ø 70 x 13 (AL, screws)	505-053-03	12		Min F194 Min C156
16	12/6	Sheave box Ø 70 x 16 (AL)	505-037-01	25		Min F212
16	14/7	AL-90 kit	505-012-10	25		Min F212
16	14/7	Sheave box Ø 90 x 16 (ST)	505-041-01	25		Min F228
16	14/7	Double sheave box Ø 90 x 16 (AL)	505-059-01	25		Min F228
20	16/8	Sheave box Ø 130 x 20, aft (ST)	505-038-01	25		Min F286
20	16/8	Sheave box Ø 130 x 20, aft, extra wide (ST)	505-055-01	25		Min F286
20	16/8	Double sheave box Ø 130 x 20, aft (ST)	505-051-01	25		Min F324
20	16/8	Sheave box Ø 130 x 20, forward (ST)	505-042-01	25		Min F286
20	16/8	Sheave box Ø 130 x 20, aft (ST)	505-038-02	32		Min F286
8	8/4	Slot fitting, small (ST)	505-017-01		10	
14	12/5	Slot fitting, medium (ST)	505-014-01		14	
16	14/7	Slot fitting, large (ST)	505-021-01		18	
20	16/8	Slot fitting, x-large (ST)	505-025-01		24	

* Spinnaker halyard/lift box; always combine with halyard lead.

AL = Aluminium

ST = Stainless steel



AL-45, Art. No. 505-004-10.



AL-70, Art. No. 505-006-10.



AL-90, Art. No. 505-012-10.

Available as complete kits including fasteners and assembly instructions.



The "aft" sheave box is fitted above the "forward" sheave box in order to avoid halyard wear.

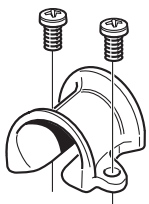


Slot fittings reduce friction and avoid wear from the wire halyards on the mast extrusion.

Halyard leads

Fitted below a halyard box, the halyard lead prevents a spinnaker halyard, gennaker halyard or Code 0 halyard from chafing against the edges of the box. Also used to lead a jib halyard correctly from a furling system to the halyard box preventing halyard wrap.

Max. dia., mm		Halyard lead Art. No.	Max RM Fractional kNm	Max RM Top hoisted kNm	Remarks
Rope	Wire/rope				
12	10/5	508-159-01	13	15	Single halyard lead in chromed bronze, including pop rivets and insulating plate. Not to be used for a Code 0 halyard.
12	10/5	508-159-03			Single halyard lead in chromed bronze, including Ø 5.3 mm self-tapping screws and insulating plate. Not to be used for a Code 0 halyard.
20	16/8	508-128-01			Single halyard lead in chromed bronze, including pop rivets and insulating plate. Not to be used for a Code 0 halyard.
20	16/8	508-128-03			Single halyard lead in chromed bronze, including Ø 5.3 mm self-tapping screws and insulating plate. Not to be used for a Code 0 halyard.
12	-	508-734-01	50	57	Double halyard lead fitting in stainless steel. Includes pop rivets. The fitting is to be lacquered inside to insulate it from the mast. This fitting must only be used with rope (not wire halyards). Intended for C156-F212.
14	-	508-735-01	75	85	Double halyard lead fitting in stainless steel. Includes pop rivets. The fitting is to be lacquered inside to insulate it from the mast. This fitting must only be used with rope (not wire halyards). Intended for C227-F286.
12	-	508-847-01	45	50	Single halyard lead fitting in stainless steel. Includes pop rivets. The fitting is to be lacquered inside to insulate it from the mast. This fitting must only be used with rope (not wire halyards). Intended for C156-F212.
14	-	508-848-01	65	72	Single halyard lead fitting in stainless steel. Includes pop rivets. The fitting is to be lacquered inside to insulate it from the mast. This fitting must only be used with rope (not wire halyards). Intended for C227-F286.
14	-	508-839-10	110	125	Double halyard lead fitting in stainless steel. Includes fasteners and insulating washer. This fitting must only be used with rope (not wire halyards). Intended for C304-F305.
16	-	508-837-10	180	200	Double halyard lead fitting in stainless steel. Includes fasteners and insulating washer. This fitting must only be used with rope (not wire halyards). Intended for C365-F370.



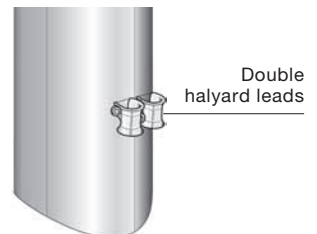
Single halyard lead,
Art. No. 508-159-01.
Art. No. 508-128-01.



Double halyard lead,
Art. No. 508-734-01.



Double halyard lead,
Art. No. 508-735-01.



Single halyard lead,
Art. No. 508-847-01.



Single halyard lead,
Art. No. 508-848-01.



Double halyard lead,
Art. No. 508-837-10.